


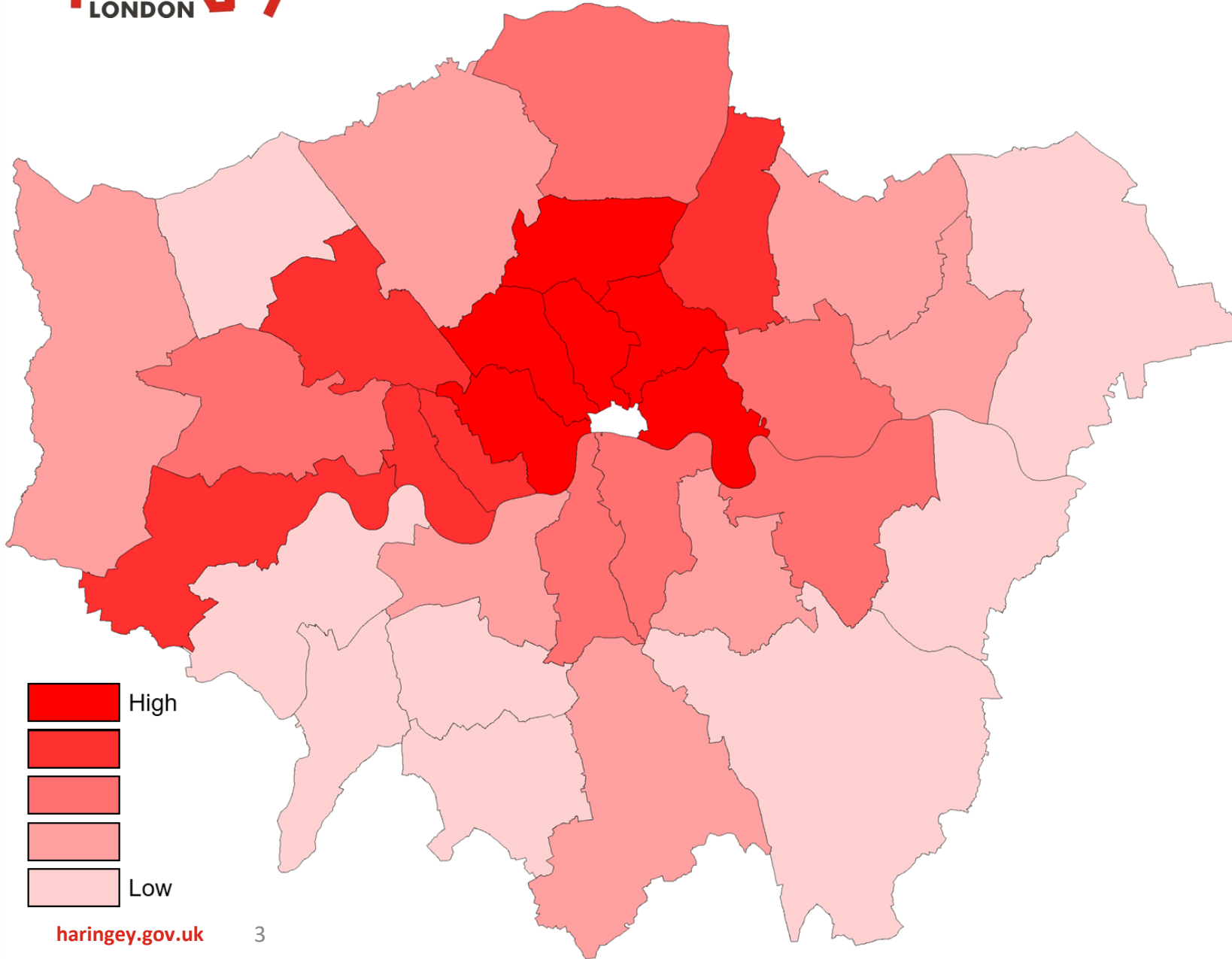
Anti-Social Behaviour (ASB) Overview

February 2024

Sources: All data from Mayor's Office for Policing and Crime (MOPAC) Website and Metropolitan Police Service (MPS) Website and covers the period February 2023 to January 2024.

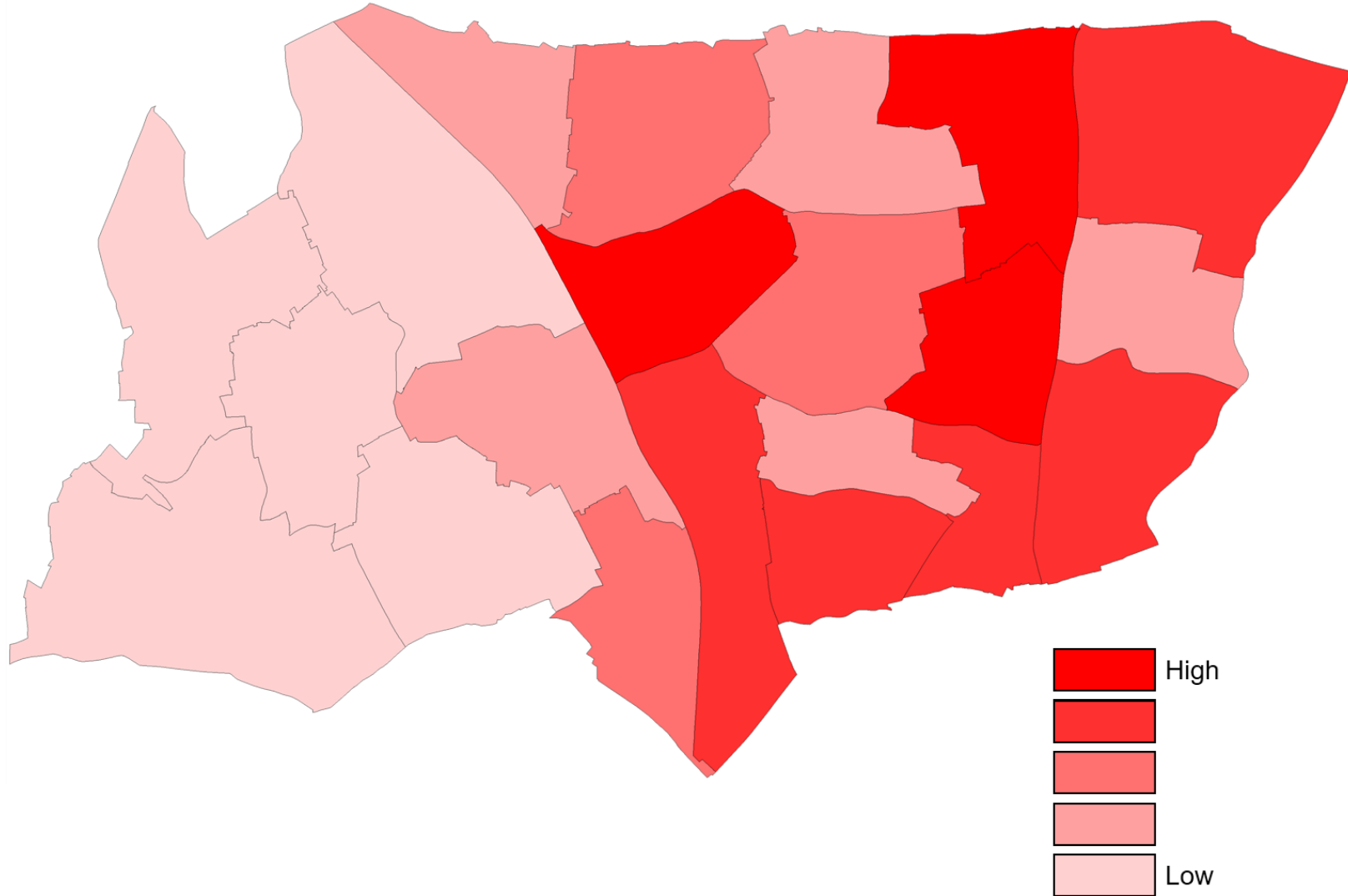
10,220 ASB incidents were recorded in Haringey between February 2023 and January 2024.

- Haringey has the 12th highest volume of ASB in London.
- The rate of ASB per 1,000 population in Haringey is 34.6, which is 18% above the London average (29.3).
- Bruce Castle has both the highest volume (1,083) and rate (74.9 per 1,000 pop.n.) of ASB of all Haringey wards.
- The most common ASB types in Haringey are:
 - Rowdy / Inconsiderate Behaviour, Rowdy / Nuisance Neighbours, ASB Nuisance, Noise and Vehicle Nuisance.
- Haringey tends to experience higher levels of ASB in summer months, as compared to during the winter.

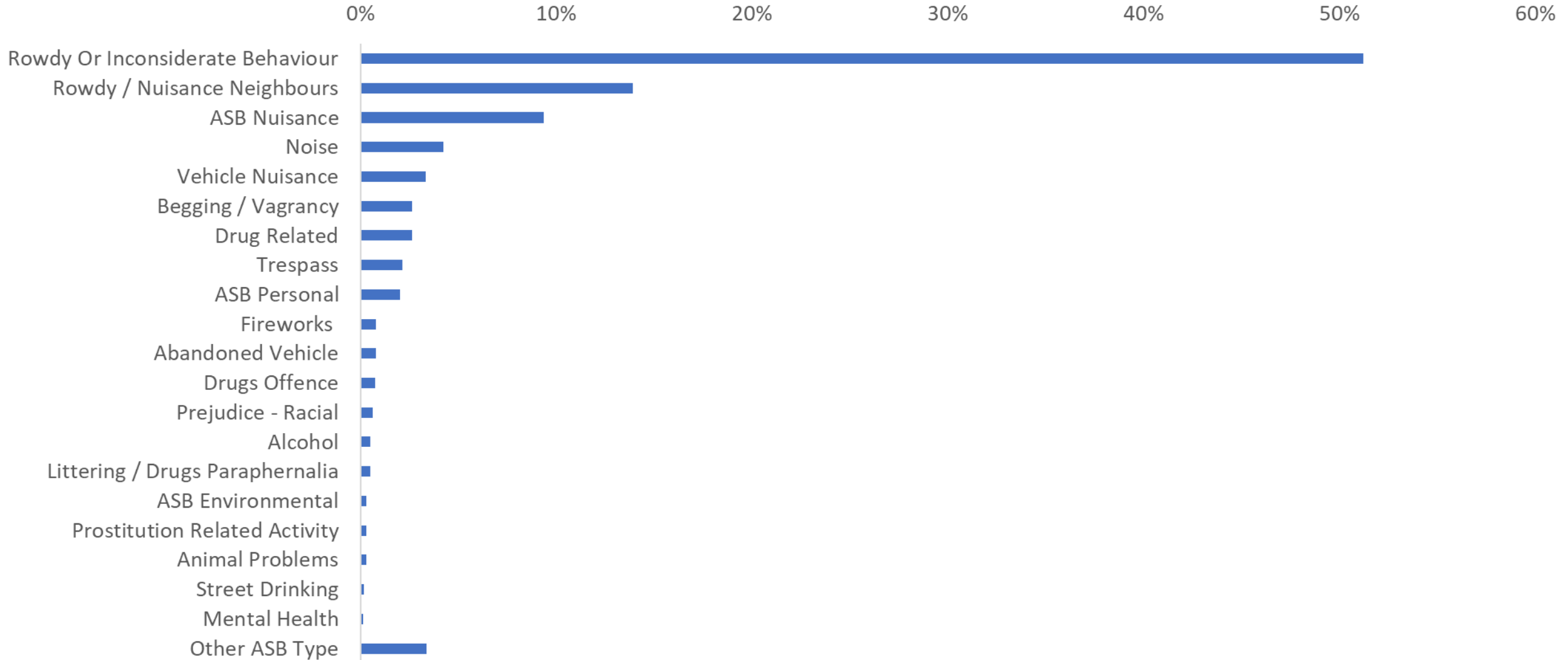


Borough	ASB (Feb 2023 to Jan 2024)	Rate per 1,000 Population
Westminster	16,420	61.4
Camden	12,274	46.8
Tower Hamlets	13,596	39.8
Islington	9,460	38.3
Hackney	10,347	34.9
Haringey	10,220	34.6
Kensington and Chelsea	5,580	34.2
Brent	11,805	33.7
Hammersmith and Fulham	6,790	32.9
Waltham Forest	9,748	32.8
Hounslow	9,545	32.7
Newham	12,098	32.5
Lambeth	11,173	32.4
Southwark	10,877	32.3
Ealing	12,384	32.1
Enfield	10,354	29.3
Greenwich	7,785	25.9
Lewisham	8,307	25.5
Wandsworth	8,693	25.0
Barking and Dagenham	5,636	24.8
Barnet	10,223	24.4
Croydon	9,939	24.1
Redbridge	7,425	23.0
Hillingdon	7,458	22.9
Merton	4,756	21.8
Harrow	5,775	21.6
Havering	5,750	20.8
Kingston upon Thames	3,840	20.4
Bromley	6,703	19.4
Richmond upon Thames	3,890	18.8
Sutton	3,977	18.3
Bexley	4,634	17.8
London Total	277,462	29.3

Ward	ASB (Feb 2023 to Jan 2024)	Rate per 1,000 Population
Bruce Castle	1,083	74.9
Noel Park	1,026	67.9
Tottenham Central	847	57.9
Seven Sisters	506	50.3
Hermitage & Gardens	482	49.9
Northumberland Park	771	48.4
Harringay	664	43.0
South Tottenham	695	41.9
Woodside	581	34.3
Stroud Green	371	33.5
West Green	489	32.6
Tottenham Hale	357	30.7
Hornsey	395	27.6
White Hart Lane	358	26.1
Bounds Green	261	25.3
St Ann's	292	25.1
Muswell Hill	204	22.9
Crouch End	294	22.3
Alexandra Park	171	19.0
Highgate	219	17.3
Fortis Green	154	12.1
Haringey Total	10,220	37.4

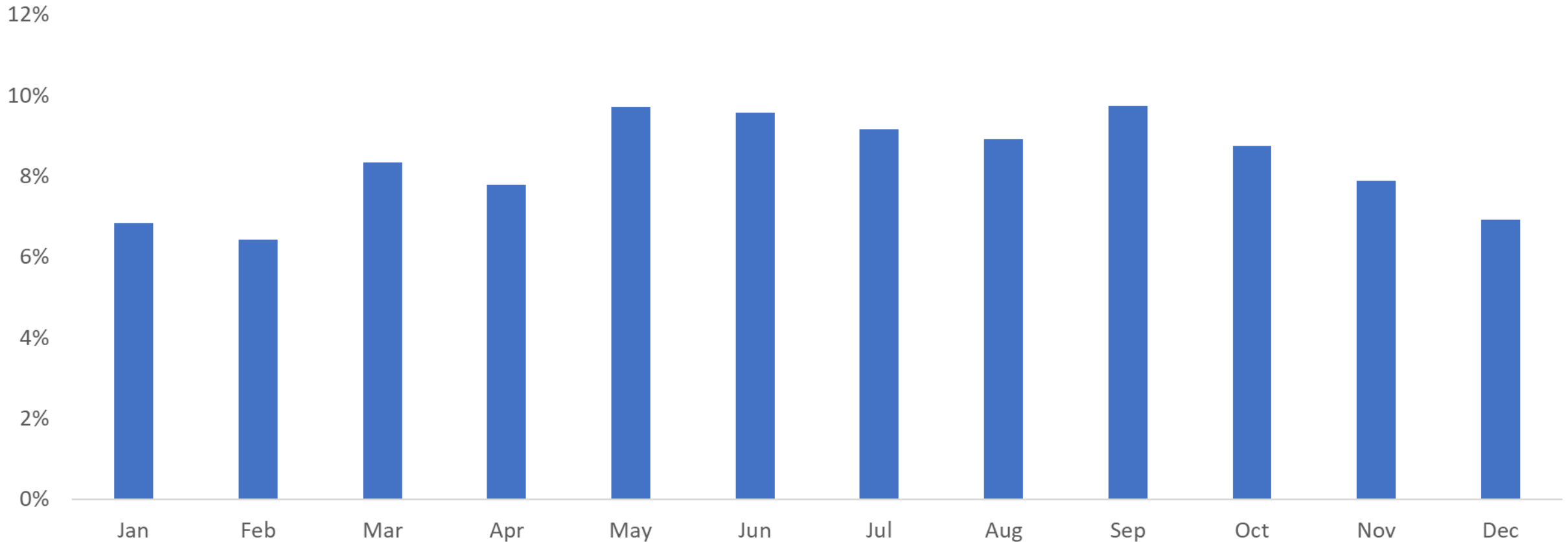


Haringey ASB Volume (Feb 2023 to Jan 2024)




- ASB levels in Haringey tend to increase during the summer months, with peaks noted in May/June and September.
- Lower levels are recorded during winter months, especially January/February.

Haringey ASB Seasonality



- Police utilise Council CCTV control room for key operations, including drugs and serious crime.
- CCTV operators work closely with Police, waste enforcement, ASB Enforcement Team.
- Improved CCTV partnership working across and beyond ERE.
- Increased number fly tipping fines resulting, from Council CCTV evidence.
- Overall increase of enforcement actions, resulting from Council CCTV evidence.
- X2 fly tipping vehicles seized, because of Council CCTV evidence.
- Hate crime incident captured on Council CCTV, suspect identified and arrested.



- Brand new state of the art CCTV Control Room delivered at the end of 2022.
- Control Room operates 24hrs, 365 days a year.
- Boroughwide CCTV camera refresh and upgraded commenced in 2023.
- CCTV cameras across the (from 90 – 170) borough has almost doubled.
- New cameras provide high quality evidential footage to support safety and enforcement.
- An additional 40 Re -Deployable (RDC's) CCTV cameras in hot spot crime and ASB locations boroughwide.
- RDC's can be quickly relocated to fly tipping, environmental crime, ASB (Anti-Social Behaviour) and crime hot spots.
- Deployment of RDC's are approved though PPSG (Partnership Problem Solving Group)
- The PPSG is a multi-agency Data and Intel driven partnership that meets monthly. Partners discuss and provide a coordinated approach to tackling crime and (Anti-Social Behaviour) ASB.
- The meeting is also where RDC requests are submitted for consideration and approval.
- PPSG includes Police, Housing, ASB, Waste Management, Highways Department, Parks Service , Environmental Health, Outreach Support.

